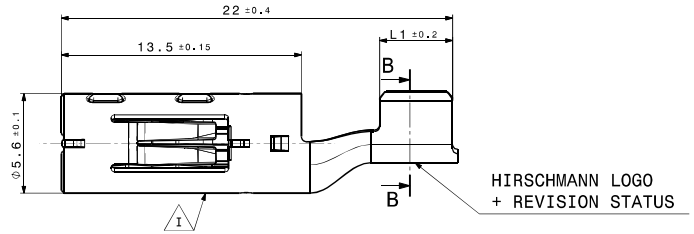

Maßstab 5:1
SCALE 5:1

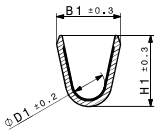

Schnittansicht B-B
Massstab: 1:1
SECTION CUT B-B
SCALE: 1:1

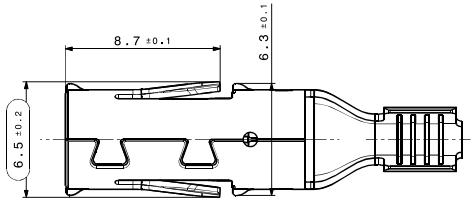

Maßstab 5:1
SCALE 5:1

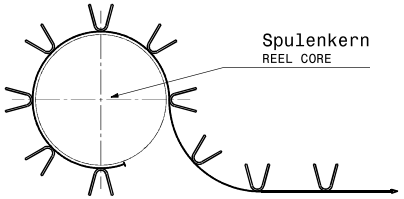

Maßstab 5:1
SCALE 5:1

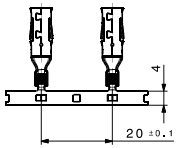

Maßstab 1:1
SCALE 1:1

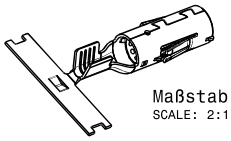

Maßstab: 2:1
SCALE: 2:1

Bemerkungen:
NOTES:

1. DGB = Draht-Groessen-Bereich
   DGB = WIRE SIZE RANGE
2. Massgebend ist der deutsche Text.
   GERMAN TEXT IS VALID.
3. Nur fuer Leitungen mit Leiteraufbau gemaess ISO 6722-1
   FOR CONDUCTORS WITH CONDUCTOR CONSTRUCTION ACCORDING TO ISO 6722-1
4. Verarbeitung nach HA Spezifikation und entsprechenden Kundenvorschriften
   PROCESSING ACCORDING TO HA SPECIFICATION AND CORRESPONDING CUSTOMER REQUIREMENTS
5. Massgebend ist die aktuelle Version der Produkt- und Verarbeitungs-Spez.
   ONLY THE CURRENT VERSION OF THE PRODUCT- AND APPLICATION SPEC. IS VALID
6. Aenderungen die dem technischen Fortschritt dienen, behaelt der Hersteller sich vor.
   THE MANUFACTUER RESERVES THE RIGHT TO MAKE CHANGES WHICH SERVE THE PURPOSE OF TECHNICAL ADVANCEMENT
7. Einzelheiten der Ausfuehrung bleiben dem Hersteller ueberlassen.
   THE MANUFACTURER CAN CHANGE DETAILS OF THE DESIGN.
8. Dargestellte Variante 709-427-504
   SHOWN VERSION 709-427-504
9. Abspulrichtung: Linkseinlauf
   UNWIND DIRECTION: LEFT ENTRY

I — Produktionsdatum (KW/Jahr) und Produktindex (709-427-504 -> 4)
PRODUCTION-DATE (CW/YEAR) AND INDEX-MARKING

II — Oberflaeche: siehe Tabelle
SURFACE: SEE TABLE

Bem. NOTE	Merkmal FEATURE	Hirschmann Automotive No.
11	Produktspezifikation PRODUCT SPEC	EPS-100068
12	Verarbeitungsspezifikation APPLICATION SPEC	EVS-100068
13	passender Stiftkontakt HCT4 Male MATCHING PIN: HCT4 MALE	709-426-...
14	passender Stiftkontakt HCT4 Male Short MATCHING PIN: HCT4 MALE SHORT	709-633-...

709-427-505	A	1.23	Cu-Leg.	CuNiSi	Ag	4.8	6.58	5.75	3	DATA-CODE AVAILABLE
709-427-504	A	1.23	Cu-Leg.	CuNiSi	Ag	4.8	5.8	5.4	3	DATA-CODE AVAILABLE
Bandware STRIP FORM	REV.	Gewicht WEIGHT [g]	Kontaktkoerper BODY	Kontaktfeder CONTACT SPRING	Oberflaeche SURFACE	L1	H1	B1	D1	Bemerkung COMMENT
Hirschmann-Bestell-Nr. HIRSCHMANN ORDER NO.			MATERIAL							

Blatt 5/10
PAGE 5/10

DWG/ZNG VERSION	AMOUNT ANZAHL	DESCRIPTION OF CHANGE ÄNDERUNGSBESCHREIBUNG	DATE DATUM	DRAWER ZEICH.
16		added kit numbers 809-886-571/572/573/574/577 for 800V-1000V applications	06.10.2023	RHO
15		changed the shield sleeves from index 501 to 504 and from index 503 to 506; removed pre-serial seals and subassemblies	18.07.2023	RHO
14		changed the contact holder for 809-886-531/532/533/534/537; changed the seal for 809-886-541/542/543/544/547; added 5mm² Champlain cable;	28.02.2023	DEN
13		added FHLR91XC91X cable; changed contact holder from index 551-557 to index 541-547 for the 6 mm² version;added APTIV 5mm² and Champlain 6mm² Cable;	12.01.2023	DEN
12	3	Removed indices 511 up to 517; Added indices 521 up to 527; Added indices 531 up to 537;	11.11.2022	STS
11		Added seal classes;	13.04.2022	STS
00		Ersterstellung / Initial edition	06.09.2017	RHO

DIMENSIONS IN [mm] MASSE IN [mm]
TOLERANCE TOLERANZEN DIN ISO 8015
EDGES KANTEN DIN ISO 13715
TOLERANCES ACCORDING DRAWING TOLERANZEN NACH ZEICHNUNG
GENERAL TOLERANCES ALLGEMEINTOLERANZEN DIN ISO 8015
GEOMETRIC TOLERANCES FORM- UND LAGE-TOLERANZEN DIN ISO 1101

DRAWN GEZEICHNET	06.10.2023	R.Hoor-Murat
CHECKED GEPRÜFT	02.11.2023	R. Hoor-Murati
RELEASED FREIGEGEBEN	02.11.2023	R. Hoor-Murati

HIRSCHMANN AUTOMOTIVE

TITLE / BENENNUNG: 2+2 WAY HPS40-2 FEMALE CONNECTOR
SUBTITLE / ZUSATZ TEXT: Hirschmann Power Star 40-2
DRAWING NO. ZEICHNUNGSNUMMER: 809-886-...106
ORIGIN/REPL. URSPRUNG
DND. DWN. 100000229620
CATIA V5
SCALE / MSTB. 2:1
FORMAT A2
SHEET / BLATT 5/10
CH. NO. ÄEND. NR. 71817

This materials contain information protected by copyright. No part of this materials may be photocopied, otherwise reproduced or made available to any other persons without the prior written consent of Hirschmann. All rights reserved.

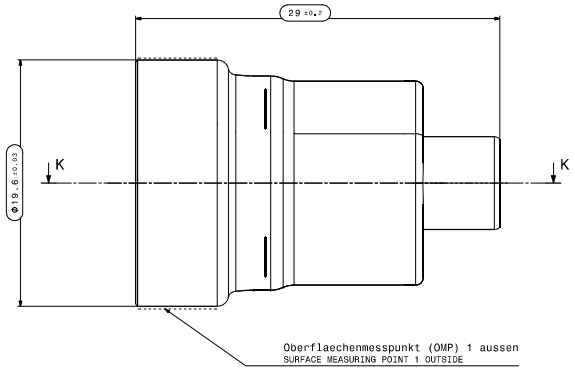

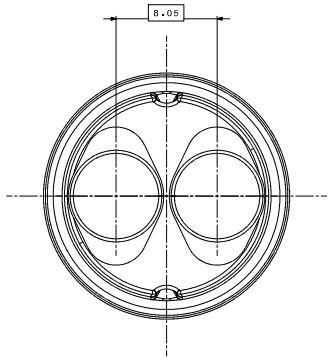

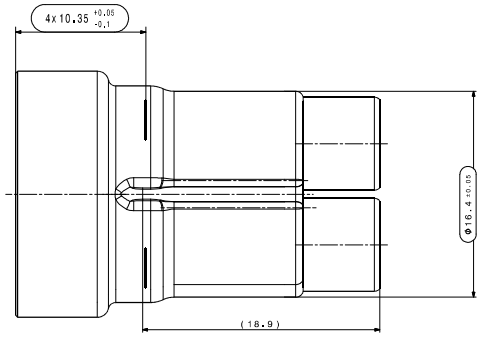

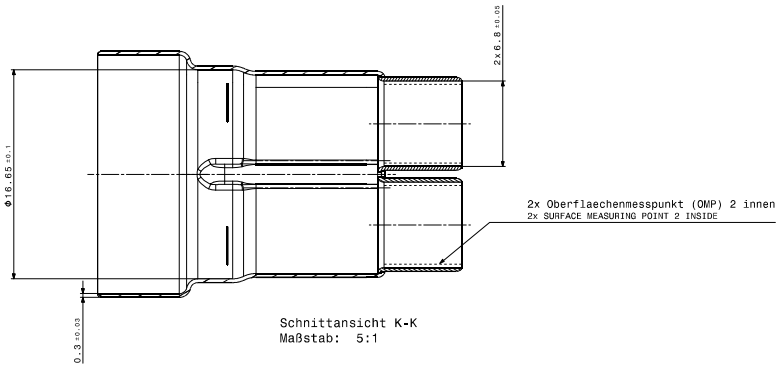

Schnittansicht K-K
Maßstab: 5:1

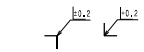

max. Formversatz ±0.1
MAX. SPLIT LINE ±0.1

Toleranzen fuer nicht tolerierte Masse:
1. Winkelmasse: (in °)
Fuer alle Winkelmasse gilt ±2°
2. Radien : (in mm)

bis 1	1-3	3-10	10-20	20-30	30-50
±0.2	±0.3	±0.4	±0.5	±1	±2

3. Laengenmasse :
DIN 2768-mH
4. Allgemeintoleranz fuer Symmetrie ⌯ 0.2

TOLERANCES FOR UNTOLERATED DIMENSIONS:
1. ANGLE-DEMENSIONS (IN °) :
TOLERANCE FOR ALL ANGLE-DIMENSIONS: ±2°
2. RADII : (IN mm).

TO 1	1-3	3-10	10-20	20-30	30-50
±0.2	±0.3	±0.4	±0.5	±1	±2

3. DISTANCE-DIMENSIONS:
DIN 2768-mH
4. GENERAL TOLERANCE FOR SYMMETRY: ⌯ 0.2

Bemerkungen:

COMMENTS:

1. massgebend ist der deutsche Text / GERMAN TEXT IS VALID
3. unbemasste Radien R0.2mm / UNDIMENSIONED RADII R0.2mm
4. Funktionsbestimmende Maße, die mit ( ) gekennzeichnet sind, werden im EMPB dokumentiert. Nicht gekennezichnete Maße werde ebenfalls ausgemessen, aber nicht im EMPB dokumentiert. Abweichungen sind zu korrigieren.
DIMENSIONS WITH ( ) ARE DOCUMETED IN THE INITIAL SAMPLE INSPECTION PREORT (ISIR).
UNMARKED DIMENSIONS ARE ALSO MEASURED BUT NOT DOCUMENTED IN THE ISIR. VARIATIONS MUST BE CORRECTED.

Index 506

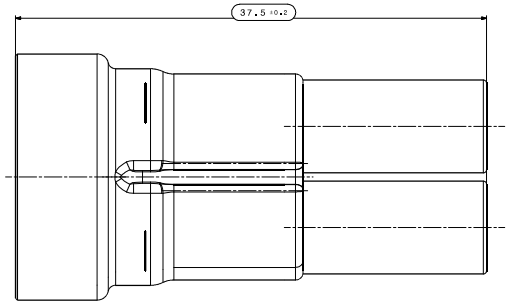

Restliche Maße und Eigenschaften siehe Index 501
REMAINING DIMENSIONS AND PROPERTIES SEE INDEX 501

Isometrische Ansicht
Maßstab 1:1
ISOMETRIC VIEW
SCALE: 1:1

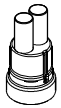

Erz. Nr. Index PART NUMBER	Bezeichnung NAME	Material MATERIAL	Oberflaeche SURFACE	Gewicht WEIGHT
710-161-506	HPS40-2 SCC Schirmhuelse HPS40-2 SCC SHIELD CONTACT SLEEVE	CuZn28	OMP 1: Ag 5-8µm passiviert; OMP2: Ag min. 1µm passiviert beide galvanisch unternickelt min. 1µm	5,45g
710-161-504	HPS40-2 SCC Schirmhuelse HPS40-2 SCC SHIELD CONTACT SLEEVE	CuZn28	OMP 1: Ag 5-8µm passiviert; OMP2: Ag min. 1µm passiviert beide galvanisch unternickelt min. 1µm	4,5g

Isometrische Ansicht
Maßstab 1:1
ISOMETRIC VIEW
SCALE: 1:1

Blatt 6/10
PAGE 6/10

AENDERUNG REVISION	ANZAHL ANZAHL	BESCHREIBUNG DER ÄNDERUNG AENDERUNGSBESCHREIBUNG	DATUM DATUM	ZEICHEN ZEICHN
16		added kit numbers 809-886-571/572/573/574/577 for 800V-1000V applications	06.10.2023	RHO
15		changed the shield sleeves from index 501 to 504 and from index 503 to 506; removed pre-serial seals and subassemblies	16.07.2023	RHO
14		changed the contact holder for 809-886-531/532/533/534/537; changed the seal for 809-886-541/542/543/544/547; added 5mm² Champlain cable;	28.02.2023	DFH
13		added PHL891XC911X cable; changed contact holder from index 551-557 to index 541-547 for the 6 mm² version;added APTIV 5mm² and Champlain 6mm² Cable;	12.01.2023	DFH
12	3	Removed indices 511 up to 517; Added indices 521 up to 527; Added indices 531 up to 537;	11.11.2022	STS
11		Added seal classes;	13.04.2022	STS
00		Ersterstellung / Initial edition	06.09.2017	RHO

ERSETZT FÜR REPLACES	TOLERANZEN ACCORDING DRAWING TOLERANZEN NACH ZEICHNUNG	TITLE / BENENNUNG	CATIA V5
TOLERANZEN TOLERANCES	GENERAL TOLERANCES ALLGEMEINTOLERANZEN DIN ISO 8015	2+2 WAY HPS40-2 FEMALE CONNECTOR	SCALE / MSTB
FORM FORM	GEOMETRIC TOLERANCES GEOM. UND LAGE-TOLERANZEN DIN ISO 9692		2:1
ERSTELLT DUPLICATE	06.10.2023 R.Hoer-Murail	SUBTITLE / ZUSATZ TEXT	
GEPRÜFT CHECKED	02.11.2023 R. Hoer-Murail	Hirschmann Power Star 40-2	FORMAT A1
FREIGEBEN RELEASED	02.11.2023 R. Hoer-Murail		SHEET / BLATT 6/10
HIRSCHMANN AUTOMOTIVE		DRAWING NO ZEICHNUNGSNUMMER 809-886-...106	
		DRAWING REF. REFERENCE	DWG NO ZEICHN. NR 1000022962B

This material contains information protected by copyright. No part of this material may be distributed, modified, reproduced or translated into another language without the prior written consent of HIRSCHMANN. All rights reserved

Bemerkungen:
NOTES:

1. Bauteilekennzeichnung:
   - Stempel: Kalenderwoche (KW), Jahr (z.B. 26.04.2016 = 17/16)
     Kennzeichnung und Revisionsstand (z.B. 01/A)
   COMPONENT IDENTIFICATION:
   - STAMP: CALENDER WEEK (CW), YEAR (E.G. 26.04.2016 = 17/16)
     MARKING AND REVISION (E.G. 01/A)
2. Massgebend ist der deutsche Text / GERMAN TEXT IS VALID
3. Fehlende Masse sind dem 3D-Modell zu entnehmen
   MISSING DIMENSIONS SEE ON 3D-MODEL
4. Massliche und darstellerische Abweichungen gegenueber Detailzeichnungen sind vernachlaessigbar. Massgebend sind die Detailzeichnungen.
   DIMENSIONAL AND ILLUSTRATED DEVIATIONS TOWARDS THE DETAILED DRAWINGS ARE INSIGNIFICANT. AUTHORITATIVE ARE THE DETAILED DRAWINGS.
5. Fuer nicht tolerierte Masse < 0.5mm gilt eine Toleranz von ±0.1mm
   FOR UNTOLERANCED DIMENSIONS < 0.5MM A TOLERANCE OF ±0.1MM IS VALID
6. Stanzkanten duerfen blank sein
   BLANKING EDGES MAY BE BARE
7. Max. Stanzgrat fuer die Freistanzung = 0,2 mm
   MAX. BURR FROM PUNCHING = 0,2 mm
8. Oberflaechenspannung >= 36 N/mm²
   SURFACE TENSION >= 36 N/mm²
9. Funktionsbestimmende Maße, die mit ( ) gekennzeichnet sind, werden im EMPB dokumentiert. Nicht gekennezichnete Maße werde ebenfalls ausgemessen, aber nicht im EMPB dokumentiert. Abweichungen sind zu korrigieren.
   DIMENSIONS WITH ( ) ARE DOCUMETED IN THE INITIAL SAMPLE INSPECTION PREORT (ISIR).
   UNMARKED DIMENSIONS ARE ALSO MEASURED BUT NOT DOCUMENTED IN THE ISIR. VARIATIONS MUST BE CORRECTED.

SC2 besondere Merkmale laut Hirschmannvorschrift AA-031
SPECIFIC CHARACTERISTICS ACCORDING TO THE HIRSCHMANN INSTRUCTIONS AA-031

Toleranzen fuer nicht tolerierte Masse:
1. Winkelmasse: (in °)
   Fuer alle Winkelmasse gilt ±2°
2. Radien : (in mm)
3. Laengenmasse :
   DIN 2768-mH
4. Allgemeintoleranz fuer Symmetrie:

TOLERANCES FOR UNTOLERATED DIMENSIONS:
1. ANGLE-DEMENSIONS (IN °)
   TOLERANCE FOR ALL ANGLE-DIMENSIONS: ±2°
2. RADII : (IN mm)
3. DISTANCE-DIMENSIONS:
   DIN 2768-mH
4. GENERAL TOLERANCE FOR SYMMETRY:

Bemerkungen:
COMMENTS:

1. massgebend ist der deutsche Text / GERMAN TEXT IS VALID
3. unbemasste Radien R0.2mm / UNDIMENSIONED RADII R0.2mm
4. Funktionsbestimmende Maße, die mit ( ) gekennzeichnet sind, werden in EMPB dokumentiert. Nicht gekennezichnete Maße werde ebenfalls ausgemessen, aber nicht im EMPB dokumentiert. Abweichungen sind zu korrigieren.
   DIMENSIONS WITH ( ) ARE DOCUMETED IN THE INITIAL SAMPLE INSPECTION PREORT (ISIR).
   UNMARKED DIMENSIONS ARE ALSO MEASURED BUT NOT DOCUMENTED IN THE ISIR. VARIATIONS MUST BE CORRECTED.
5. Teil entspricht Altautorichtlinie nach DBL 8585
   PART CORRESPONDS TO SCRAP CAR GUIDELINE DBL 8585

Beschriftung / LETTERING:
- A = Revision / REVISION
- 01 = Kennzeichnung / MARKING
siehe Tabelle / SEE TABLE

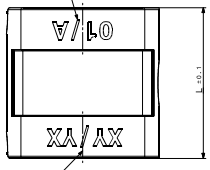

Beschriftung / LETTERING:
- XY = Jahr / YEAR
- YX = KW / CW

Massstab: 8:1
SCALE: 8:1

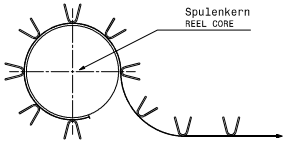

Maßstab 9:7
SCALE 9:7

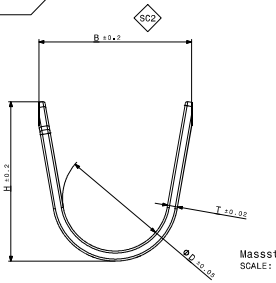

Massstab: 8:1
SCALE: 8:1

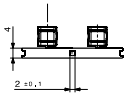

Maßstab 1:1
SCALE 1:1

Isometrische Ansicht
Maßstab: 1:1
ISOMETRIC VIEW
SCALE: 1:1

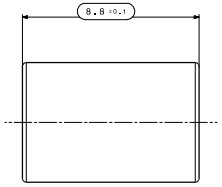

Maßstab 8:1
SCALE 8:1

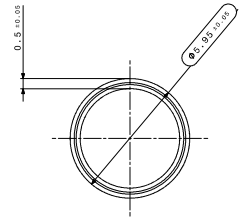

Maßstab 8:1
SCALE 8:1

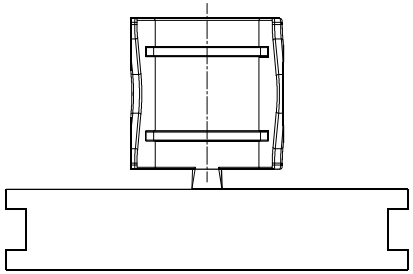

Massstab: 8:1
SCALE: 8:1

Isometrische Ansicht
Maßstab: 1:1
ISOMETRIC VIEW
SCALE: 1:1

Erz. Nr.-Index PART NUMBER	Bezeichnung NAME	Querschnitt CROSS-SECTION	Kennzeichnung MARKING	Teile Rev. Stand PART REV. INDEX	ØD	B	L	H	T	Ausfuehrung VERSION
710-195-502	HPS40-2 SCC Mantelcrimp FERRULE CRIMP	4mm²	04	A	5.40	7.50	7.50	7.94	0.50	Am Band REELED

Erz. Nr.-Index PART NUMBER	Bezeichnung NAME	Querschnitt CROSS-SECTION	Teile Rev. Stand PART REV. INDEX
710-671-501	Zugentlastung STRAIN RELIEF	6mm² SCC	A

Blatt 7/10
PAGE 7/10

ENG.ÄNDERUNG ENGINEERING CHANGE		BESCHREIBUNG DER ÄNDERUNG / DESCRIPTION OF CHANGE	DATUM DATE	ZEICHEN SIGNATURE
16		added kit numbers 809-886-571/572/573/574/577 for 800V-1000V applications	06.10.2023	RHO
15		changed the shield sleeves from index 501 to 504 and from index 503 to 506; removed pre-serial seals and subassemblies	16.07.2023	RHO
14		changed the contact holder for 809-886-531/532/533/534/537; changed the seal for 809-886-541/542/543/544/547; added 5mm² Champlain cable;	28.02.2023	DEN
13		added PHL891XC911X cable; changed contact holder from index 551-557 to index 541-547 for the 6 mm² version;added APIIV 5mm² and Champlain 6mm² Cable;	13.01.2023	DEN
12	3	Removed indices 511 up to 517; Added indices 521 up to 527; Added indices 531 up to 537;	11.11.2022	STS
11		Added seal classes;	13.04.2022	STS
00		Erststellung / Initial edition	06.09.2017	RHO

ERSETZNR. B (neu) / REPLACE B (new)	TOLERANZEN NACH ZEICHNUNG / TOLERANCES ACCORDING DRAWING	TITLE / BENENNUNG: 2+2 WAY HPS40-2 FEMALE CONNECTOR	CATIA V5
TOLERANZ / TOLERANCE: ISO 8015	ALLGEMEINTOLERANZEN / GENERAL TOLERANCES: DIN ISO 8015		SCALE / MSTB: 2:1
FORM / FORM: DIN ISO 5270	GEOMETRISCHE TOLERANZEN / GEOMETRIC TOLERANCES: DIN ISO 1101		
ERSTELLT / DRAWN: 06.10.2023	R.Haar-Murall	SUBTITLE / ZUSATZ TEXT: Hirschmann Power Star 40-2	FORMAT: A1
GEPRÜFT / CHECKED: 02.11.2023	B. Haar-Murall		
FREIGEGEBEN / RELEASED: 02.11.2023	B. Haar-Murall		
HIRSCHMANN AUTOMOTIVE		DRAWING NO / ZEICHNUNGSNUMMER: 809-886-...106	SHEET / BLATT: 7/10
		ORIGINAL REF. / ORIGINAL:	ENG. / ENG.: 1000022962B

This material contains information protected by copyright. Any use or disclosure without the express written consent of HIRSCHMANN AUTOMOTIVE is prohibited. Reproduced or translated into another language without the prior written consent of HIRSCHMANN AUTOMOTIVE. All rights reserved.

709-972-502

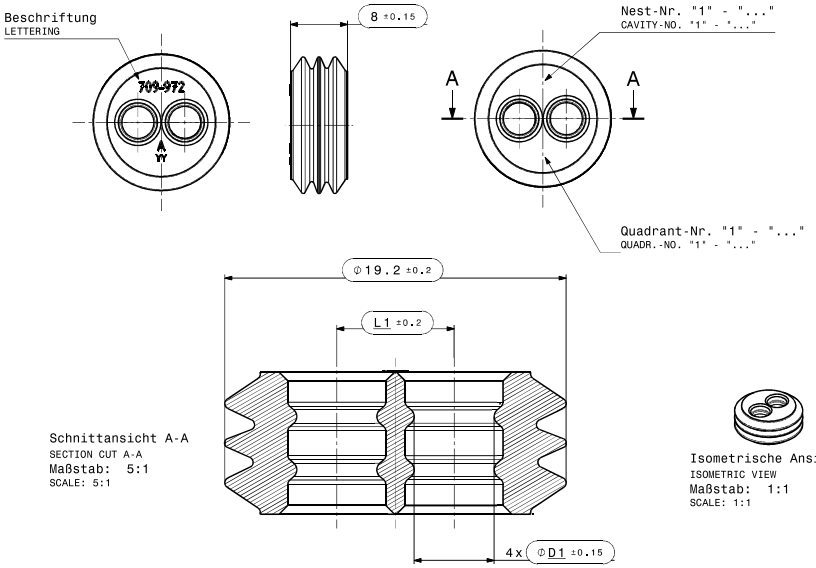

712-208-A01

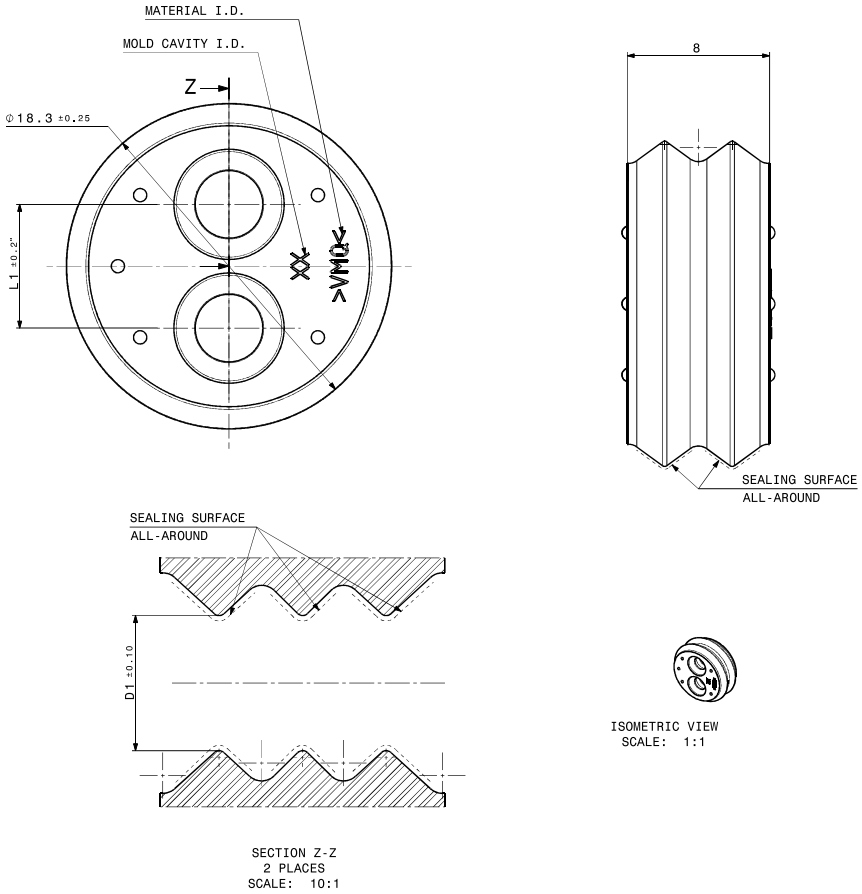

Bemerkungen:
COMMENTS:

1. Auslieferungszustand wie gezeichnet
   DELIVERY STATUS AS DRAWN
2. Massgebend ist der deutsche Text
   GERMAN TEXT IS VALID
3. Funktionsbestimmende Masse, die mit ( ) gekennzeichnet sind, werden im EMPB dokumentiert.
   Nicht gekennzeichnete Masse werden ebenfalls ausgemessen, aber nicht im EMPB dokumentiert.
   Abweichungen sind zu korrigieren.
   DIMENSIONS MARKED WITH ( ) ARE DOCUMENTED IN THE INITIAL SAMPLE INSPECTION
   REPORT (ISIR). UNMARKED DIMENSIONS ARE ALSO MEASURED BUT NOT DOCUMENTED IN THE ISIR.
   VARIATIONS MUST BE CORRECTED.
4. Verpackung siehe Hirschmann Verpackungshinweis / PACKAGE SEE HIRSCHMANN PACKAGE INSTRUCTION

Erz. Nr. Index PART NUMBER	Bezeichnung NAME	ØD1	L1	Farbe COLOUR	Gewicht WEIGHT
~~712-208-A01~~	~~Dichtung SCC~~ ~~SEAL SCC~~	~~3,8 mm~~	~~6,96 mm~~	~~Rostrot / RUST RED~~	~~1,7 g~~
709-972-502	Dichtung SCC SEAL SCC	4,5 mm	6,6mm	Grau / GREY RAL 7040	1,7 g

Blatt 8/10
PAGE 8/10

DWG/ZNG VERSION	AMOUNT ANZAHL	DESCRIPTION OF CHANGE ÄNDERUNGSBESCHREIBUNG	DATE DATUM	DRAWER ZEICH.
16		added kit numbers 809-886-571/572/573/574/577 for 800V-1000V applications	06.10.2023	RHO
15		changed the shield sleeves from index 501 to 504 and from index 503 to 506; removed pre-serial seals and subassemblies	18.07.2023	RHO
14		changed the contact holder for 809-886-531/532/533/534/537; changed the seal for 809-886-541/542/543/544/547; added 5mm² Champlain cable;	28.02.2023	DEN
13		added FHLR91XC91X cable; changed contact holder from index 551-557 to index 541-547 for the 6 mm² version;added APTIV 5mm² and Champlain 6mm² Cable;	12.01.2023	DEN
12	3	Removed indices 511 up to 517; Added indices 521 up to 527; Added indices 531 up to 537;	11.11.2022	STS
11		Added seal classes;	13.04.2022	STS
00		Erstellung / Initial edition	06.09.2017	RHO

DIMENSIONS IN [mm] MASSE IN [mm]	TOLERANCES ACCORDING DRAWING TOLERANZEN NACH ZEICHNUNG	TITLE / BENENNUNG 2+2 WAY HPS40-2 FEMALE CONNECTOR	CATIA V5
TOLERANCE TOLERANZEN DIN ISO 8015	GENERAL TOLERANCES ALLGEMEINTOLERANZEN DIN ISO 8015		SCALE / MSTB. 2:1
EDGES KANTEN DIN ISO 13715	GEOMETRIC TOLERANCES FORM- UND LAGE-TOLERANZEN DIN ISO 1101		
DRAWN GEZEICHNET 06.10.2023	R.Hoor-Murati	SUBTITLE / ZUSATZ TEXT Hirschmann Power Star 40-2	FORMAT A2
CHECKED GEPRÜFT 02.11.2023	R. Hoor-Murati		
RELEASED FREIGEGEBEN 02.11.2023	R. Hoor-Murati		
HIRSCHMANN AUTOMOTIVE		DRAWING NO. ZEICHNUNGSNUMMER 809-886-...106	SHEET / BLATT 8 / 10
		ORIGIN/REPL. ORSPRUNG / DND. DWN. 100000229620	CH. NO. ÄEND. NR. 71817

This materials contain information protected by copyright.
No part of this materials may be photocopied, otherwise
reproduced or provided to third parties without
the prior written consent of Hirschmann.
All rights reserved.

Toleranzen fuer nicht tolerierte Masse:
1. Winkelmasse: (in °)
   Fuer alle Winkelmasse gilt ±2°
2. Radien : (in mm)

bis 1	1-3	3-10	10-20	20-30	30-50
±0.2	±0.3	±0.4	±0.5	±1	±2

3. Laengenmasse : DIN 2768-mH
4. Allgemeintoleranz fuer Symmetrie: ⌯ 0.2

TOLERANCES FOR UNTOLERATED DIMENSIONS:
1. ANGLE-DEMENSIONS (IN °)
   TOLERANCE FOR ALL ANGLE-DIMENSIONS: ±2°
2. RADII : (IN mm)

TO 1	1-3	3-10	10-20	20-30	30-50
±0.2	±0.3	±0.4	±0.5	±1	±2

3. DISTANCE-DIMENSIONS: DIN 2768-mH
4. GENERAL TOLERANCE FOR SYMMETRY: ⌯ 0.2

-Datum D3
vertieft-erhaben
DATE D3
RECESSED-RAISED

-Materialkennzeichnung
vertieft-erhaben
MATERIAL DESCRIPTION
RECESSED-RAISED

-Formteilnummer
vertieft-erhaben
CAVITY-NUMBER
RECESSED-RAISED

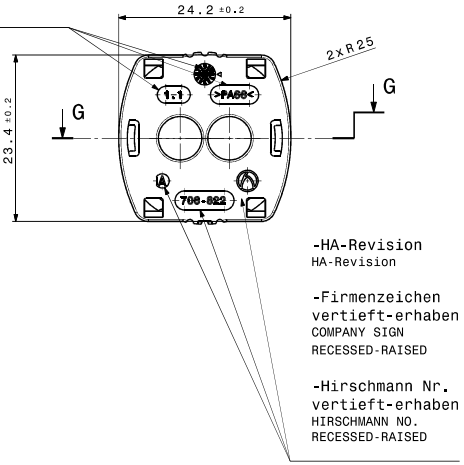

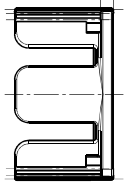

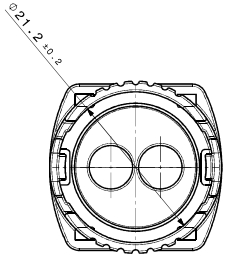

-HA-Revision
HA-Revision

-Firmenzeichen
vertieft-erhaben
COMPANY SIGN
RECESSED-RAISED

-Hirschmann Nr.
vertieft-erhaben
HIRSCHMANN NO.
RECESSED-RAISED

Bemerkungen:
REMARKS:

1. unbemasste Radien R0.2mm
   UNDIMENSIONED RADII R0.2MM
2. Fehlende Masse laut 3D-Daten!
   SEE 3D-DATA FOR MISSING DIMENSIONS!
3. max. Formversatz ±0.05
   MAX. SPLIT LINE ±0.05
4. Massgebend ist der deutsche Text
   GERMAN TEXT IS VALID
5. Funktionsbestimmende Maße, die mit ( ) gekennzeichnet sind, werden im EMPB dokumentiert. Nicht gekennezichnete Maße werde ebenfalls ausgemessen, aber nicht im EMPB dokumentiert. Abweichungen sind zu korrigieren.
   DIMENSIONS WITH ( ) ARE DOCUMETED IN THE INITIAL SAMPLE INSPECTION PREORT (ISIR).
   UNMARKED DIMENSIONS ARE ALSO MEASURED BUT NOT DOCUMENTED IN THE ISIR. VARIATIONS MUST BE CORRECTED.
6. max. 30% Regranulat zulaessig
   MAX. 30% RECLAIM ACCEPTABLE

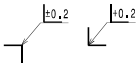

Isometrische Ansicht[9]
Maßstab: 1:1
ISOMETRIC VIEW
SCALE: 1:1

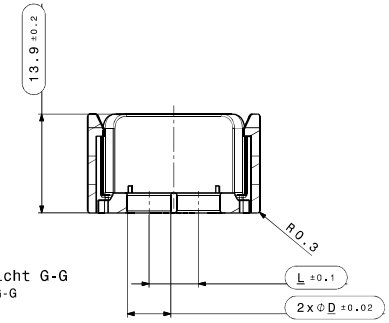

Schnittansicht G-G
SECTION CUT G-G

Erz. Nr. Index PART NUMBER	Bezeichnung NAME	Farbe COLOUR	ØD	L	HA.Rev
706-822-503	HPS40-2 Haltekappe SCC HPS40-2 PROTECTION CAP SCC	grau / GREY ~RAL 7040	6,10	6,95	A

Blatt 9/10
PAGE 9/10

DWG/ZNG VERSION	AMOUNT ANZAHL	DESCRIPTION OF CHANGE ÄENDERUNGSBESCHREIBUNG	DATE DATUM	DRAWER ZEICH.
16		added kit numbers 809-886-571/572/573/574/577 for 800V-1000V applications	06.10.2023	RHO
15		changed the shield sleeves from index 501 to 504 and from index 503 to 506; removed pre-serial seals and subassemblies	18.07.2023	RHO
14		changed the contact holder for 809-886-531/532/533/534/537; changed the seal for 809-886-541/542/543/544/547; added 5mm² Champlain cable;	28.02.2023	DEN
13		added FHLR91XC91X cable; changed contact holder from index 551-557 to index 541-547 for the 6 mm² version;added APTIV 5mm² and Champlain 6mm² Cable;	12.01.2023	DEN
12	3	Removed indices 511 up to 517; Added indices 521 up to 527; Added indices 531 up to 537;	11.11.2022	STS
11		Added seal classes;	13.04.2022	STS
00		Ersterstellung / Initial edition	06.09.2017	RHO

DIMENSIONS IN [mm] MASSE IN [mm]
TOLERANCE TOLERANZEN DIN ISO 8015
EDGES KANTEN DIN ISO 13715
TOLERANCES ACCORDING DRAWING TOLERANZEN NACH ZEICHNUNG
GENERAL TOLERANCES ALLGEMEINTOLERANZEN DIN ISO 8015
GEOMETRIC TOLERANCES FORM- UND LAGE-TOLERANZEN DIN ISO 1101

DRAWN GEZEICHNET	06.10.2023	R.Hoor-Murat
CHECKED GEPRÜFT	02.11.2023	R. Hoor-Murati
RELEASED FREIGEGEBEN	02.11.2023	R. Hoor-Murati

HIRSCHMANN AUTOMOTIVE

TITLE / BENENNUNG
2+2 WAY HPS40-2 FEMALE CONNECTOR

SUBTITLE / ZUSATZ TEXT
Hirschmann Power Star 40-2

DRAWING NO. ZEICHNUNGSNUMMER 809-886-...106

ORIGIN/REPL. URSPRUNG
CHD. CHK. 1000000229620

CATIA V5
SCALE / MSTB. 2:1
FORMAT A2
SHEET / BLATT 9/10
CH. NO. ÄEND. NR. 118117

This materials contain information protected by copyright.
No part of this materials may be photocopied, otherwise reproduced or transmitted without prior written consent of Hirschmann.
All rights reserved.

Bemerkungen:
COMMENTS:

1. Auslieferungszustand wie gezeichnet
   DELIVERY STATUS AS DRAWN
2. Massgebend ist der deutsche Text
   GERMAN TEXT IS VALID
3. Funktionsbestimmende Masse, die mit ⬭ gekennzeichnet sind, werden im EMPB dokumentiert. Nicht gekennzeichnete Masse werden ebenfalls ausgemessen, aber nicht im EMPB dokumentiert. Abweichungen sind zu korrigieren.
   DIMENSIONS MARKED WITH ⬭ ARE DOCUMENTED IN THE INITIAL SAMPLE INSPECTION REPORT (ISIR). UNMARKED DIMENSIONS ARE ALSO MEASURED BUT NOT DOCUMENTED IN THE ISIR. VARIATIONS MUST BE CORRECTED.
4. Verpackung siehe Hirschmann Verpackungshinweis / PACKAGE SEE HIRSCHMANN PACKAGE INSTRUCTION

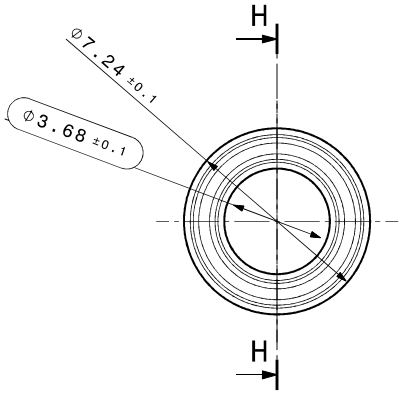

Maßstab 5:1
SCALE 5:1

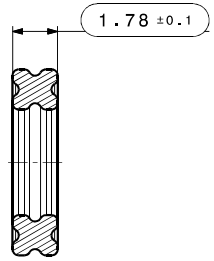

Schnittansicht H-H
Maßstab: 5:1
SECTION CUT H-H
SCALE: 5:1

Isometrische Ansicht
Maßstab: 1:1
ISOMETRIC VIEW
SCALE: 1:1

Blatt 10/10
PAGE 10/10

DWG/ZNG VERSION	AMOUNT ANZAHL	DESCRIPTION OF CHANGE AENDERUNGSBESCHREIBUNG	DATE DATUM	DRAWER ZEICH.
16		added kit numbers 809-886-571/572/573/574/577 for 800V-1000V applications	06.10.2023	RHO
15		changed the shield sleeves from index 501 to 504 and from index 503 to 506; removed pre-serial seals and subassemblies	18.07.2023	RHO
14		changed the contact holder for 809-886-531/532/533/534/537; changed the seal for 809-886-541/542/543/544/547; added 5mm² Champlain cable;	28.02.2023	DEN
13		added FHLR91XC91X cable; changed contact holder from index 551-557 to index 541-547 for the 6 mm² version;added APTIV 5mm² and Champlain 6mm² Cable;	12.01.2023	DEN
12	3	Removed indices 511 up to 517; Added indices 521 up to 527; Added indices 531 up to 537;	11.11.2022	STS
11		Added seal classes;	13.04.2022	STS
00		Ersterstellung / Initial edition	06.09.2017	RHO

DIMENSIONS IN [mm] MASSE IN [mm]		TOLERANCES ACCORDING DRAWING TOLERANZEN NACH ZEICHNUNG	
TOLERANCE: TOLERANZEN:	EN ISO 8015	GENERAL TOLERANCES: ALLGEMEINTOLERANZEN:	EN ISO 8015
EDGES: KANTEN:	DIN ISO 13715	GEOMETRIC TOLERANCES: FORM- UND LAGE-TOLERANZEN:	DIN ISO 1101
DRAWN GEZEICHNET	06.10.2023	R.Hoor-Murat	
CHECKED GEPRUEFT	02.11.2023	R. Hoor-Murati	
RELEASED FREIGEGEBEN	02.11.2023	R. Hoor-Murati	

TITLE / BENENNUNG
2+2 WAY HPS40-2 FEMALE CONNECTOR

SUBTITLE / ZUSATZ TEXT
Hirschmann Power Star 40-2

CATIA V5

SCALE / MSTB.
2:1

FORMAT
A3

HIRSCHMANN AUTOMOTIVE

DRAWING NO. ZEICHNUNGSNUMMER 809-886-...106

SHEET / BLATT
10 / 10

ORIGIN/REPL. URSPRUNG
DNO. DNR. 100000229620
CH. NO. AEND. NR. 71817

710-675-501	X-Ring	Schwarz / BLACK	0,1g	6mm² SCC
Erz. Nr. Index PART NUMBER	Bezeichnung NAME	Farbe COLOUR	Gewicht WEIGHT	Leitungsquerschnitt WIRE CROSS-SECTION

This materials contain information protected by copyright. No part of this materials may be photocopied, otherwise reproduced or translated into another language without the prior written consent of Hirschmann. All rights reserved.

- Materialkennzeichnung vertieft
  MATERIAL IDENTIFICATION RECESSED
- Formteilnummer vertieft
  MOLD CAVITY NUMBER RECESSED
- Datumsuhr vertieft-erhaben
  DATE STAMP RECESSED-RAISED
- HA Revision vertieft-erhaben
  HA REVISION RECESSED-RAISED

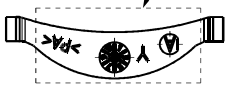

Toleranzen fuer nicht tolerierte Masse:
1. Winkelmasse: (in °)
   Fuer alle Winkelmasse gilt ±2°
2. Radien : (in mm)

bis 1	1-3	3-10	10-20	20-30	30-50
±0.2	±0.3	±0.4	±0.5	±1	±2

3. Laengenmasse :
   DIN 2768-mH
4. Allgemeintoleranz fuer Symmetrie: ⌯ 0.2

TOLERANCES FOR UNTOLERATED DIMENSIONS:
1. ANGLE-DEMENSIONS (IN °)
   TOLERANCE FOR ALL ANGLE-DIMENSIONS: ±2°
2. RADII : (IN mm)

TO 1	1-3	3-10	10-20	20-30	30-50
±0.2	±0.3	±0.4	±0.5	±1	±2

3. DISTANCE-DIMENSIONS:
   DIN 2768-mH
4. GENERAL TOLERANCE FOR SYMMETRY: ⌯ 0.2

	Steg 1	Steg 2	Steg 3
Kodierung A CODING A	X		
Kodierung B CODING B		X	
Kodierung C CODING C			X
Kodierung D CODING D	X	X	
Kodierung E CODING E		X	X
Kodierung F CODING F	X		X
Kodierung Z CODING Z	X	X	X

03

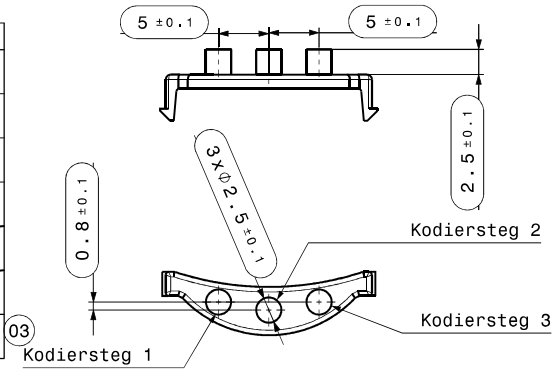

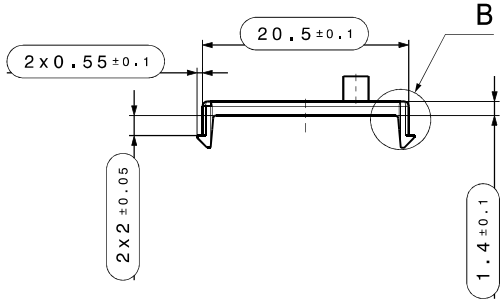

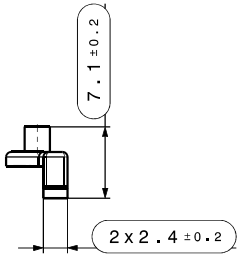

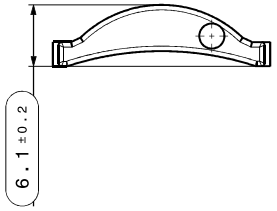

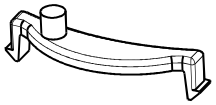

Isometrische Ansicht
ISOMETRIC VIEW

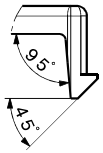

Detail B
Maßstab: 4:1

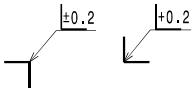

max. Formversatz ±0.1
MAX. SPLIT LINE ±0.1

Bemerkungen:
COMMENTS:

1. massgebend ist der deutsche Text / GERMAN TEXT IS VALID
2. Kodierung A gezeichnet / CODING A DRAWN
3. unbemasste Radien R0.3 +/- 0.1mm / UNDIMENSIONED RADII R0.3 +/-0.1mm
4. Funktionsbestimmende Maße, die mit ( ) gekennzeichnet sind, werden im EMPB dokumentiert. Nicht gekennzeichnete Maße werde ebenfalls ausgemessen, aber nicht im EMPB dokumentiert. Abweichungen sind zu korrigieren.
   DIMENSIONS WITH ( ) ARE DOCUMETED IN THE INITIAL SAMPLE INSPECTION PREORT (ISIR).
   UNMARKED DIMENSIONS ARE ALSO MEASURED BUT NOT DOCUMENTED IN THE ISIR. VARIATIONS MUST BE CORRECTED.
5. Teil entspricht Altautorichtlinie nach DBL 8585
   PART CORRESPONDS TO SCRAP CAR GUIDELINE DBL 8585
6. Teilekennzeichnung angelehnt an MBN 10435 / PART IDENTIFICATION SIMILAR MBN 10435
7. Max. 30% Regranulat zulaessig / MAX. 30% RECLAIM ACCEPTABLE

03

Lft. Bestell Nr. ORDER NO.	Kodierung CODING	Material MATERIAL	Farbe COLOR	Gewicht WEIGHT	HA REV.
706-505-507	Z	PA66 GF25	wasserblau, ~RAL 5021 WATERBLUE, ~RAL 5021	0,2 g	B
706-505-504	D		violett, ~RAL 4004 PURPLE, ~RAL 4004	0,2 g	B
706-505-503	C		blau, ~RAL 5012 BLUE, ~RAL 5012	0,2 g	B
706-505-502	B		natur/weiss, ~RAL 9001 NATURAL/WHITE, ~RAL 9001	0,2 g	B
706-505-501	A		schwarz, ~RAL 9011 BLACK, ~RAL 9011	0,2 g	B

DWG/ZNG VERSION	AMOUNT ANZAHL	DESCRIPTION OF CHANGE AENDERUNGSBESCHREIBUNG	DATE DATUM	DRAWER ZEICH.
03		adjusted table;	27.03.2023	AMA
02		geometry clip updated; added detail B;	02.02.2021	FWI
01		Added Index007;	13.11.2019	STS
00		Ersterstellung / Initial edition	27.09.2017	JZI

DIMENSIONS IN [mm] MASSE IN [mm]		TOLERANCES ACCORDING DRAWING TOLERANZEN NACH ZEICHNUNG	
TOLERANCE: TOLERANZEN:	DIN 2768-mH	GENERAL TOLERANCES: ALLGEMEINTOLERANZEN:	ISO 2768-MH
EDGES: KANTEN:	DIN ISO 13715	GEOMETRIC TOLERANCES: FORM- UND LAGE-TOLERANZEN:	DIN ISO 1101
DRAWN GEZEICHNET	27.03.2023	A.Marte	
CHECKED GEPRUEFT	27.03.2023	F. Winsauer	
RELEASED FREIGEGEBEN	27.03.2023	F. Winsauer	

HIRSCHMANN AUTOMOTIVE

TITLE / BENENNUNG: Kodierclip

SUBTITLE / ZUSATZ TEXT: HIRSCHMANN PowerStar 40-2

DRAWING NO. / ZEICHNUNGSNUMMER: 706-505-...00

ORIGIN/REPL. / URSPRUNG:

DNO. / DNR.: 100000231169

CATIA V5

SCALE / MSTB.: 2:1

FORMAT: A3

SHEET / BLATT: 1/1

CH. NO. / AEND. NR.: 65777

Controlled status available in the system!

This materials contain information protected by copyright. No part of this materials may be photocopied, otherwise reproduced or translated into another language without the prior written consent of Hirschmann. All rights reserved.

Plot from: DENGSTLE on 14.04.2025 Doc.Vers. 03 Valid from: 20230327 Valid until: ... Status: Kundenfreigabe

0° Drehung 0° ROTATION	45° Drehung 45° ROTATION	90° Drehung 90° ROTATION	135° Drehung 135° ROTATION
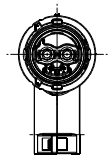	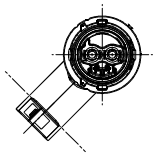	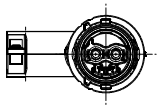	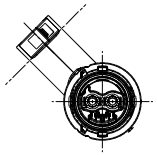
180° Drehung 180° ROTATION	**-135° Drehung** -135° ROTATION	**-90° Drehung** -90° ROTATION	**-45° Drehung** -45° ROTATION
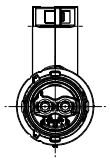	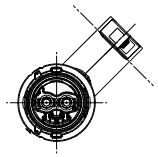	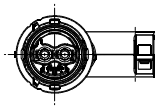	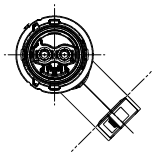

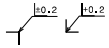

max. Formversatz ±0.1
MAX. SPLIT LINE ±0.1

Toleranzen fuer nicht tolerierte Masse:
1. Winkelmasse: (in °)
   Fuer alle Winkelmasse gilt ±2°
2. Radien : (in mm)

bis 1	1-3	3-10	10-20	20-30	30-50
±0.2	±0.3	±0.4	±0.5	±1	±2

3. Laengenmasse :
   DIN 2768-mH
4. Allgemeintoleranz fuer Symmetrie: ⌯ 0.2

TOLERANCES FOR UNTOLERATED DIMENSIONS:
1. ANGLE-DEMENSIONS (IN °)
   TOLERANCE FOR ALL ANGLE-DIMENSIONS: ±2°
2. RADII : (IN mm)

TO 1	1-3	3-10	10-20	20-30	30-50
±0.2	±0.3	±0.4	±0.5	±1	±2

3. DISTANCE-DIMENSIONS:
   DIN 2768-mH
4. GENERAL TOLERANCE FOR SYMMETRY: ⌯ 0.2

Bemerkungen:
COMMENTS:

1. massgebend ist der deutsche Text / GERMAN TEXT IS VALID
2. unbemasste Radien R0.3 +/- 0.1mm / UNDIMENSIONED RADII R0.3 +/-0.1mm
3. Funktionsbestimmende Maße, die mit ( ) gekennzeichnet sind, werden im EMPB dokumentiert. Nicht gekennezichnete Maße werde ebenfalls ausgemessen, aber nicht im EMPB dokumentiert. Abweichungen sind zu korrigieren.
   DIMENSIONS WITH ( ) ARE DOCUMETED IN THE INITIAL SAMPLE INSPECTION PREORT (ISIR).
   UNMARKED DIMENSIONS ARE ALSO MEASURED BUT NOT DOCUMENTED IN THE ISIR. VARIATIONS MUST BE CORRECTED.

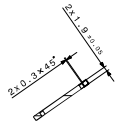

Schnittansicht J-J
Maßstab: 1:1

- Firmenzeichen vertieft
  COMPANY SIGN RECESSED
- Hirschmann Nr. vertieft, erhaben
  HIRSCHMANN NO. RECESSED, RAISED
- Materialkennzeichnung vertieft, erhaben
  MATERIAL DESCRIPTION RECESSED, RAISED
- Datumstempel vertieft. erhaben
  DATE STAMP RECESSED, RAISED
- Formteilnummer vertieft, erhaben
  CAVITY NUMBER RECESSED, RAISED
- HA-Revision vertieft, erhaben
  HA-REVISION RECESSED, RAISED

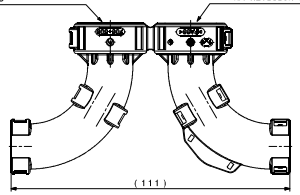

Rückansicht
Maßstab: 1:1

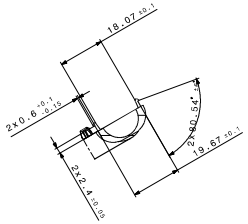

Schnittansicht F-F
Maßstab: 1:1

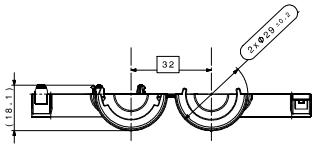

Untersicht
Maßstab: 1:1

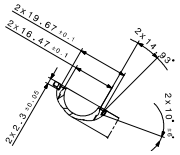

Schnittansicht G-G
Maßstab: 1:1

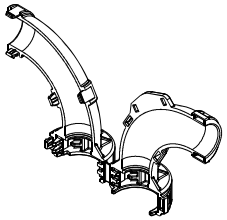

Isometrische Ansicht
Maßstab: 1:1
ISOMETRIC VIEW
SCALE: 1:1

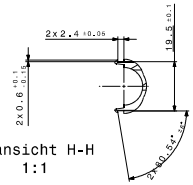

Schnittansicht H-H
Maßstab: 1:1

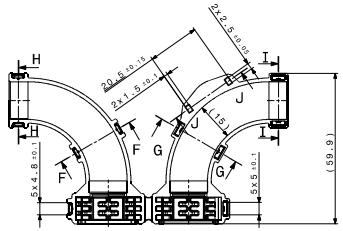

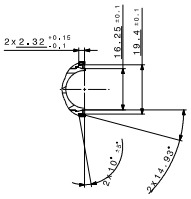

Schnittansicht I-I
Maßstab: 1:1

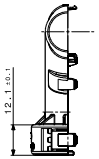

Seitenansicht links
Maßstab: 1:1

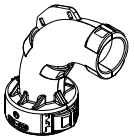

Isometrische Ansicht geschlossen
Maßstab: 1:1
ISOMETRIC VIEW CLOSED
SCALE: 1:1

Lft. Bestell Nr. ORDER NO.	Material MATERIAL	Farbe COLOUR	Gewicht WEIGHT	HA REV.	Leitungsquerschnitt WIRE CROSS SECTION	Leitungs-Außen Ø CONDUCTOR OUTER DIAMETER
706-506-513	PA66 GF25	orange RAL 2003	9,5g	C	2,5mm²/4mm²/6mm²	9,3 - 12,8
706-506-503		rot / RED ~ RAL 3024		C		

ANZ.DIM. / ANZ.VAR.	VERSION	BEZEICHNUNG OF CHANGE / ÄNDERUNGSBEZEICHNUNG	DATE / DATUM	CHANGED / ZEICHN.
	05	added index 513 with orange colour	28.09.2023	HHO
	04	changed geometry of snap pocket; added Dimensions; added color orange;	14.09.2022	ARM
	03	adjusting of dimentions; changeing tolerances;	02.08.2021	WPO
	02	updated design for locking latches;	15.03.2021	PYI
	01	Updated locking geometry; Updated bearing for coding-clip; raised revision to B	12.03.2020	HHO
	00	Erstserstellung / Initial edition	13.02.2019	JZI

ERSETZEN BY (NEW) / RAISE BY (NEW)	TOLERANZEN ACCORDING DRAWING / TOLERANZEN NACH ZEICHNUNG	TITLE / BENENNUNG	CATIA V5
TOLERANZEN / TOLERANCES	DIN ISO 8015 / DIN ISO 286 PN	HPS40-2 Winkelkappe	SCALE / MSTB
FORMTOLERANZEN / FORM TOLERANCES	DIN ISO 1101 / DIN ISO 9692		1:1
DATUM / DATE	28.09.2023	SUBTITLE / ZUSATZ TEXT	
GEPRÜFT / CHECKED	28.09.2023	Hirschmann Power Star	FORMAT
GELEHNT / RELEASED	28.09.2023		A1
HIRSCHMANN AUTOMOTIVE		DRAWING NO / ZEICHNUNGSNUMMER 706-506-...00	SHEET / BLATT 1/1
		DOCUMENT-TYPE / DOKUMENTTYP — DWG / DWG 9000027532	DIN A1 / DIN A1

Controlled status available in the system!

This material contains information protected by copyright. Unauthorized use, in whole or in part, is prohibited without the express permission of the owner. Reproduction or translation into another language without the express permission of the owner is prohibited. All rights reserved.

Plot from: DENGSTLE on 14.04.2025 Doc.Vers. 05 Valid from: 20250306 Valid until: ... Status: Kundenfreigabe

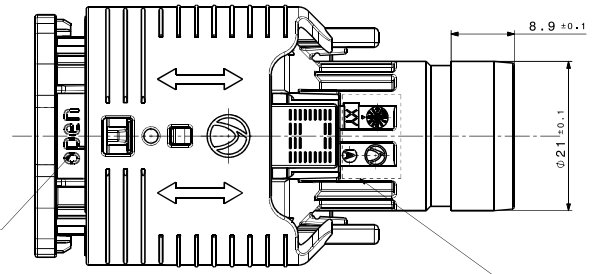

Kennzeichnung auf Verriegelungshuelse:
Position der CPA (open, locked)
IDENTIFICATION AT LOCKING SLEEVE:
POSITION OF THE CPA (open, locked)

Kennzeichnunung auf Verriegelunsghuelse:
IDENTIFICATION ON LOCKING SLEEVE:
- Datumstempel M3 erhaben
  DATE STAMP M3 RAISED
- Hirschmann Logo erhaben
  HIRSCHMANN LOGO RAISED
- Hirschmann Revision erhaben
  HIRSCHMANN REVISION RAISED
- Formteilnummer erhaben
  MOLD CAVITY NUMBER RAISED

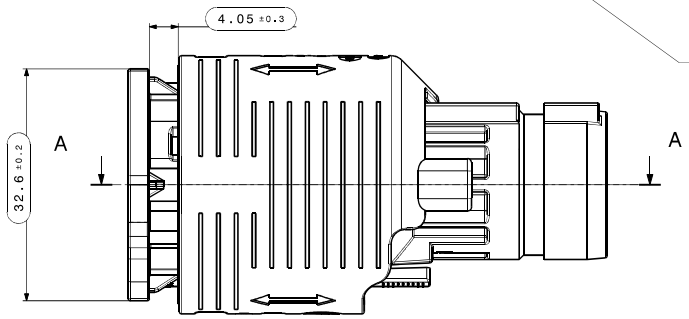

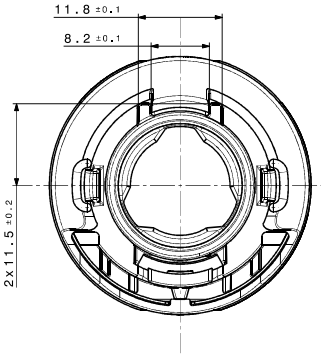

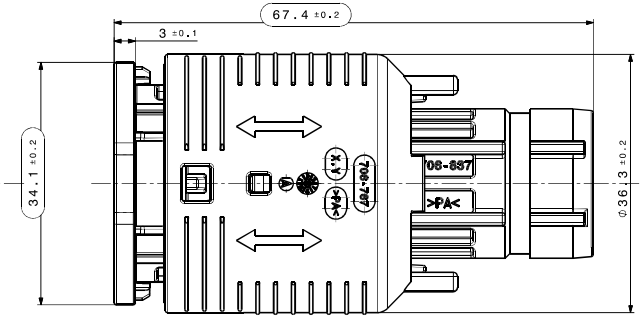

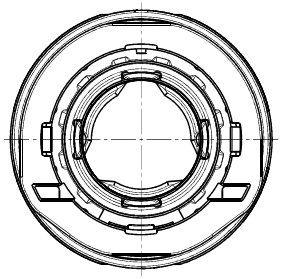

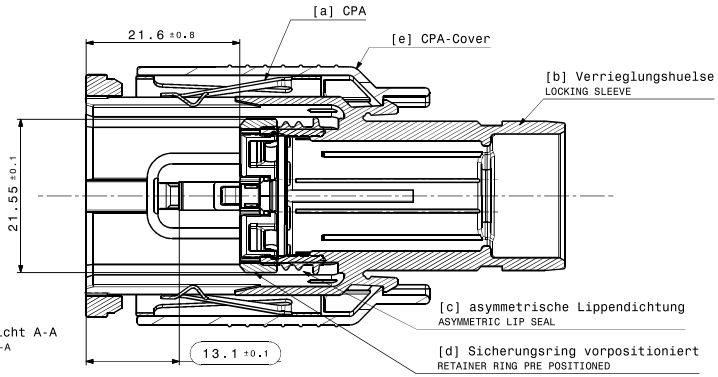

Schnittansicht A-A
SECTION CUT A-A

±0.2 +0.2

max. Formversatz ±0.1
MAX. SPLIT LINE ±0.1

TOLERANCES FOR UNTOLERATED DIMENSIONS:
1. ANGLE-DEMENSIONS (IN °)
   TOLERANCE FOR ALL ANGLE-DIMENSIONS: ±2°
2. RADII : (IN mm)

TO 1	1-3	3-10	10-20	20-30	30-50
±0.2	±0.3	±0.4	±0.5	±1	±2

3. DISTANCE-DIMENSIONS:
   DIN 2768-mH
4. GENERAL TOLERANCE FOR SYMMETRY: ⌯ 0.2

Toleranzen fuer nicht tolerierte Masse:
1. Winkelmasse: (in °)
   Fuer alle Winkelmasse gilt ±2°
2. Radien : (in mm)

bis 1	1-3	3-10	10-20	20-30	30-50
±0.2	±0.3	±0.4	±0.5	±1	±2

3. Laengenmasse :
   DIN 2768-mH
4. Allgemeintoleranz fuer Symmetrie: ⌯ 0.2

Bemerkungen/ COMMENTS:

1. massgebend ist der deutsche Text/
   GERMAN TEXT IS VALID
2. unbemasste Radien R0.3 +/- 0.1mm/
   UNDIMENSIONED RADII R0.3 +/-0.1mm
3. Funktionsbestimmende Masse, die mit ( ) gekennzeichnet sind, werden im EMPB dokumentiert. Nicht gekennzeichnete Masse werden ebenfalls ausgemessen, aber nicht im EMPB dokumentiert.
   Abweichungen sind zu korrigieren.
   DIMENSIONS MARKED WITH ( ) ARE DOCUMENTED IN THE INITIAL SAMPLE INSPECTION REPORT (ISIR). UNMARKED DIMENSIONS ARE ALSO MEASURED BUT NOT DOCUMENTED IN THE ISIR. VARIATIONS MUST BE CORRECTED.

Tabelle der Einzelteile TB
TABLE OF INDIVIDUAL PARTS TB

POS.	Bennenung DESCRIPTION	Farbe COLOR		Material MATERIAL
a	CPA	metallic		X10CrNi18-8
b	Verriegelungshuels e LOCKING SLEEVE	orange, aehnlich RAL 2003 ORANGE, SIMILAR RAL 2003		PA66 GF35
c	assymetrische Lippendichtung ASYMETRIC LIP SEAL	Version 1	rot, aehnlich RAL 3013 RED, SIMILAR RAL 3013	LSR 50 Shore A
		Version 2	gruen, aehnlich RAL 6000 GREEN, SIMILAR RAL 6000	HCR 25-35 Shore A
d	Sicherungsring RETAINER RING	grau, aehnlich RAL 7040 GREY, SIMILAR RAL 7040		PA66 GF35
e	CPA-Cover	schwarz, aehnlich RAL 7040 BLACK, SIMILAR RAL 9011		PA66 GF25

Blatt 3/10
PAGE 3/10

DWG/ZNG VERSION	AMOUNT ANZAHL	DESCRIPTION OF CHANGE ÄNDERUNGSBESCHREIBUNG	DATE DATUM	DRAWER ZEICH.
16		added kit numbers 809-886-571/572/573/574/577 for 800V-1000V applications	06.10.2023	RHO
15		changed the shield sleeves from index 501 to 504 and from index 503 to 506; removed pre-serial seals and subassemblies	18.07.2023	RHO
14		changed the contact holder for 809-886-531/532/533/534/537; changed the seal for 809-886-541/542/543/544/547; added 5mm² Champlain cable;	28.02.2023	DEN
13		added FHLR91XG91X cable; changed contact holder from index 551-557 to index 541-547 for the 6 mm² version;added APTIV 5mm² and Champlain 6mm² Cable;	12.01.2023	DEN
12	3	Removed indices 511 up to 517; Added indices 521 up to 527; Added indices 531 up to 537;	11.11.2022	STS
11		Added seal classes;	13.04.2022	STS
00		Ersterstellung / Initial edition	06.09.2017	RHO

DIMENSIONS IN [mm] MASSE IN [mm]	TOLERANCES ACCORDING DRAWING TOLERANZEN NACH ZEICHNUNG	TITLE / BENENNUNG	CATIA V5
TOLERANCE TOLERANZEN DIN ISO 8015	GENERAL TOLERANCES: ALLGEMEINTOLERANZEN DIN ISO 8015	2+2 WAY HPS40-2 FEMALE CONNECTOR	SCALE / MSTB. 2:1
EDGES: KANTEN DIN ISO 13715	GEOMETRIC TOLERANCES: FORM- UND LAGE-TOLERANZEN DIN ISO 1101		
DRAWN GEZEICHNET 06.10.2023	R.Hoor-Murat	SUBTITLE / ZUSATZ TEXT	FORMAT
CHECKED GEPRÜFT 02.11.2023	R. Hoor-Murati	Hirschmann Power Star 40-2	A2
RELEASED FREIGEGEBEN 02.11.2023	R. Hoor-Murati		
HIRSCHMANN AUTOMOTIVE		DRAWING NO. ZEICHNUNGSNUMMER 809-886-...106	SHEET / BLATT 3/10
		ORIGIN/REPL. URSPRUNG	DNO. DWG. 100000229620	CH. NO. ÄENO. NR. 71817

Maßstab: 1:1
SCALE: 1:1

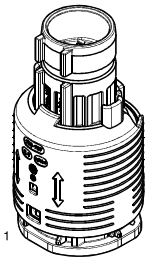

~~807-656-A13~~	~~Version 2~~	~~Kupplungsgehaeuse~~ ~~FEMALE HOUSING~~	~~26,3g~~	~~A~~
807-656-503	Version 1	Kupplungsgehaeuse FEMALE HOUSING	26,3g	A
Lft. Bestell Nr. ORDER NO.	Version: VERSION:	Bennenung TITLE	Gewicht WEIGHT	HA REV.

This materials contain information protected by copyright.
No part of this materials may be photocopied, otherwise reproduced or made available to other persons without the prior written consent of Hirschmann.
All rights reserved.

Tabelle der Einzelteile BG
TABLE OF INDIVIDUAL PARTS BG

POS.	Benennung: DESCRIPTION:	Farbe: COLOR:	Material: MATERIAL:
f	Kontakttraeger Kod. A CONTACT HOLDER COD. A	schwarz, aehnlich RAL 9011 BLACK, SIMILAR RAL 9011	PBT
	Kontakttraeger Kod. B CONTACT HOLDER COD. B	natur/weiss, aehnlich RAL 9001 NATURWHITE, SIMILAR RAL 9001	
	Kontakttraeger Kod. C CONTACT HOLDER COD. C	blau, aehnlich RAL 5012 BLUE, SIMILAR RAL 5012	
	Kontakttraeger Kod. D CONTACT HOLDER COD. D	violett, aehnlich RAL 4004 PURPLE, SIMILAR RAL 4004	
	Kontakttraeger Kod. Z CONTACT HOLDER COD. Z	wasserblau, aehnlich RAL 5021 WATERBLUE, SIMILAR RAL 5021	
g	Sekundaerriegel SECONDARY LOCK	rot, aehnlich RAL 3024 RED, SIMILAR RAL 3024	PA GF35
h	Einpresspin (Interlockbruecke) PRESS-IN CONTACT (INTERLOCK BRIDGE)		CuSn6Y480 Oberlaeche/SURFACE: Ag 4-8µm ueber/over Ni 1-3µm

Toleranzen fuer nicht toleriertes Masse:
1. Winkelmass: (DIN 7)
fuer alle Mittelmasse gilt ±0°
2. Masse: (DIN 7168)

0,5 - 2	2 - 6	6 - 30	30 - 120	120 - 400	400 - 1000
±0,2	±0,3	±0,5	±0,8	±1	±2

3. Langenmass
DIN 2768-mK
4. Allgemeintole wie fuer Symmetrie EN 26

TOLERANCES FOR UNTOLERATED DIMENSIONS:
1. ANGLE-DIMENSIONS (DIN 7)
TOLERANCE FOR ALL ANGLE-DIMENSIONS ±0°
2. MASS: (DIN 7168)

0,5 - 2	2 - 6	6 - 30	30 - 120	120 - 400	400 - 1000
±0,2	±0,3	±0,5	±0,8	±1	±2

3. LENGTH DIMENSIONS
DIN 2768-mK
4. GENERAL TOLERANCE FOR SYMMETRY EN 26

Bemerkungen:
COMMENTS:

1. massgebend ist der deutsche Text / GERMAN TEXT IS VALID
2. Kodierung A gezeichnet / CODING A DRAWN
3. unbemasste Radien R0.3 +/- 0.1mm / UNDIMENSIONED RADII R0.3 +/-0.1mm
4. Funktionsbestimmende Maße, die mit ( ) gekennzeichnet sind, werden im EMPB dokumentiert. Nicht gekennzeichnete Maße werden ebenfalls ausgemessen, aber nicht im EMPB dokumentiert. Abweichungen sind zu korrigieren.
DIMENSIONS WITH ( ) ARE DOCUMENTED IN THE INITIAL SAMPLE INSPECTION PROBE (ISIP), UNMARKED DIMENSIONS ARE ALSO MEASURED BUT NOT DOCUMENTED IN THE ISIP. VARIATIONS MUST BE CORRECTED.

max. Forversatz ±0,1
MAX. SPLIT LINE ±0,1

Kodierung A, M1:1
CODING A, SCALE 1:1

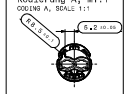

Kodierung B, M1:1
CODING B, SCALE 1:1

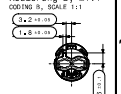

Kodierung C, M1:1
CODING C, SCALE 1:1

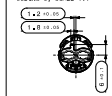

Kodierung D, M1:1
CODING D, SCALE 1:1

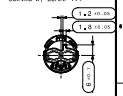

Kodierung E, M1:1
CODING E, SCALE 1:1

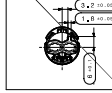

Kodierung F, M1:1
CODING F, SCALE 1:1

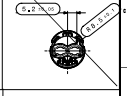

Kodierung Z, M1:1
CODING Z, SCALE: 1:1

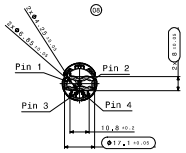

Maßstab 1:1
SCALE 1:1

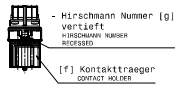

Maßstab 1:1
SCALE 1:1

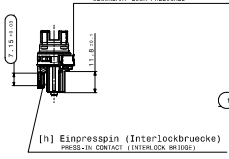

Maßstab 1:1
SCALE 1:1

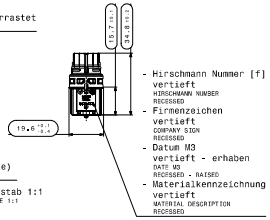

Maßstab 1:1
SCALE 1:1

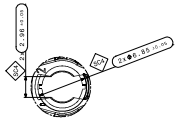

Detail G
Massstab: 4:1
DETAIL G
SCALE 4:1

Index 541-547 SCC HVIL
restliche Dimensionen siehe Index 551-557
REMAINING DIMENSIONS SEE INDEX 551-557

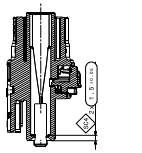

Schnittansicht F-F(2)
Massstab: 2:1
SECTION CUT F-F
SCALE 2:1

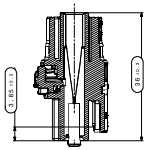

Schnittansicht D-D
SECTION CUT

Erz. Nr. Index PART NUMBER	Bezeichnung NAME	Kodierung CODING	Gewicht WEIGHT	HA REV.	Brennbarkeit FLAMMABILITY
807-657-557	ZB Kontaktteiltraeger ASSY CONTACT HOLDER	Z	6,15 g	A	V-0
807-657-554		D	6,15 g	A	
807-657-553		C	6,15 g	A	
807-657-552		B	6,15 g	A	
807-657-551		A	6,15 g	A	
807-657-547		Z	5,41 g	A	
807-657-544		D	5,41 g	A	
807-657-543		C	5,41 g	A	
807-657-542		B	5,41 g	A	
807-657-541		A	5,41 g	A	

(12)

Maßstab 1:1
SCALE: 1:1

Blatt 4/10
PAGE 4/10

REV.	DESCRIPTION OF CHANGE / ÄNDERUNGSBESCHREIBUNG	DATE	NAME
15	added new variants 806-896-X1/07/13/01/07 for 809+-1909 applications	06.10.2020	PHO
14	changed the drawing index from 04 to 05a and from index 03 to 06; removed pre-serial sheet and subassemblies	14.07.2020	BUE
13	changed the contact holder for 909-906+551/552/553/554/557; changed the seal for 880-886+	28.02.2020	DCN
12	added 1-6/WATERTIGHT codes; changed contact holder from index 05+907 to index 5/7+547 for the E and variants 806+E/F Gear and Chainlever Bowl Cable;	14.07.2020	DCN
11	Removed indices 07 up to 07; Added indices 07 up to 07; added indices 07 up to 07;	17.11.2020	DTC
10	Added seal classes;	13.04.2020	DPB
09	Erstanfertigung / Initial drawing	04.05.2017	PHO

DRAWN / GEZ.: M. BUCHMANN	DATE / DATUM: 04.05.2017	TITLE / BENENNUNG: 2-2 WAY HPS40-2 FEMALE CONNECTOR	DATA 15
CHECKED / GEPR.:			SCALE / MAST.: 2:1
APPROVED / FREIGEB.:		SUBTITLE / ZUSATZ TEXT: Hirschmann Power Star 40-2	FORMAT: A0
DRAWING NO. / ZEICHNUNGSNUMMER: 809-886+...106			SHEET / BLATT: 4/10

HIRSCHMANN AUTOMOTIVE

This report or work, therein provided to recipient, is the property of HIRSCHMANN AUTOMOTIVE. Recipient agrees to keep the information in this report or work in confidence and not to publish or disclose it to third parties without the prior written consent of HIRSCHMANN AUTOMOTIVE.